AGGRESSIVE PORTFOLIO
Q3 2026 FACT SHEET & PERFORMANCE REVIEW
AS AT SEPTEMBER 30th, 2026

PORTFOLIO OBJECTIVE
This is, by nature of its title, an aggressive portfolio, pursuing long-term capital growth. Members with long-term time horizons (greater than 10 years) and capital growth objectives should consider this portfolio for relatively higher potential long-term investment returns. This vehicle is not a suitable short-term investment option nor for investors seeking capital protection or fixed returns.

PORTFOLIO ASSET ALLOCATION
The long-term asset allocation of this portfolio will be up to 70% in publicly traded Bahamian companies and the remainder invested in international mutual funds, fixed income instruments such as Bahamas Government Registered Stock, corporate and preference shares of Bahamian companies, along with money market instruments such as bank deposits and term deposits.

PORTFOLIO RISK and RETURN
While equities are riskier than cash or bonds, historical evidence from the world's major capital markets shows that equities reward investors with higher rates of return over long periods. We believe that this too will be the experience of the Bahamian equities market. Our expected long-term rate of return for this portfolio is 7% to 10% per annum, over rolling five-year periods.

ASSET ALLOCATION

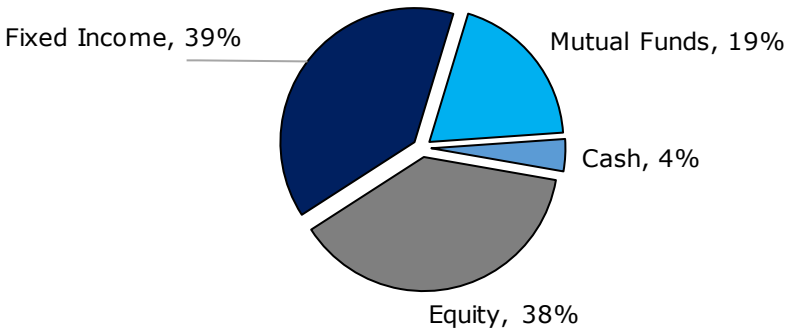

*Note that 16.0 percent of the portfolio is comprised of international investments.

TOP FIVE EQUITY HOLDINGS
Commonwealth Bank (CBL)
FOCOL Holdings (FCL)
Colina Holdings Ltd. (CHL)
Commonwealth Brewery (CBB)
Bahamas Waste (BWL)

KEY INFORMATION

Fund Inception Date:	January 2002
Net Assets:	$23.41 Million
Currency:	BSD & USD
Management Fee:	1.00% p.a.
Expense Ratio (202):	1.20%
Redemption Fee:	None
Redemption Notice:	3rd of each month
Valuation Frequency:	Monthly

FUND FEATURES
- Capital appreciation potential over the long term
- Diversified investments across asset classes and industries
- Exposure to international equity & fixed income markets
- Types of securities held:
  - Equities
  - Government bonds
  - Corporate bonds
  - Preference shares
  - International funds
  - Cash & money market instruments

FUND PERFORMANCE

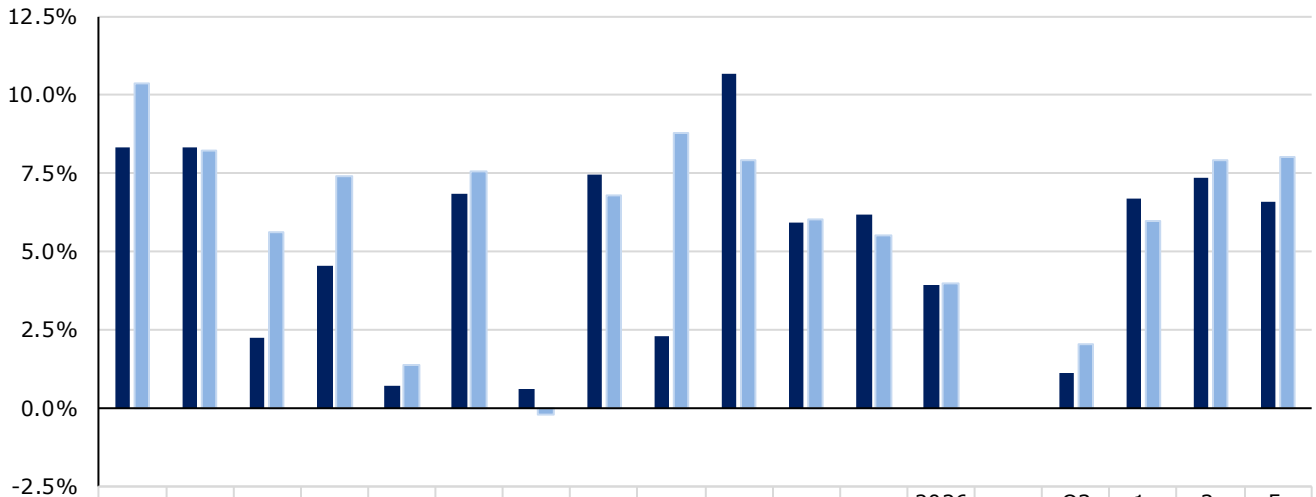

	2014	2015	2016	2017	2018	2019	2020	2021	2022	2023	2024	2025	2026 YTD		Q3 2026	1-Year	3-Year	5-Year
Fund	8.4%	8.3%	2.2%	4.6%	0.7%	6.8%	0.6%	7.5%	2.3%	10.7%	5.9%	6.2%	3.9%		1.2%	6.7%	7.4%	6.6%
Benchmark	10.4%	8.2%	5.6%	7.4%	1.4%	7.6%	-0.2%	6.8%	8.8%	7.9%	6.0%	5.5%	4.0%		2.1%	6.0%	7.9%	8.0%

Benchmark: Blended (BISX / Prime Rate / Int'l Index / Weighted Avg. Deposits)

Note:
1. *All fund returns are reported net of fees.*
2. Both 3-year & 5-year performance represent an annualized average over the period.

Growth of $10,000

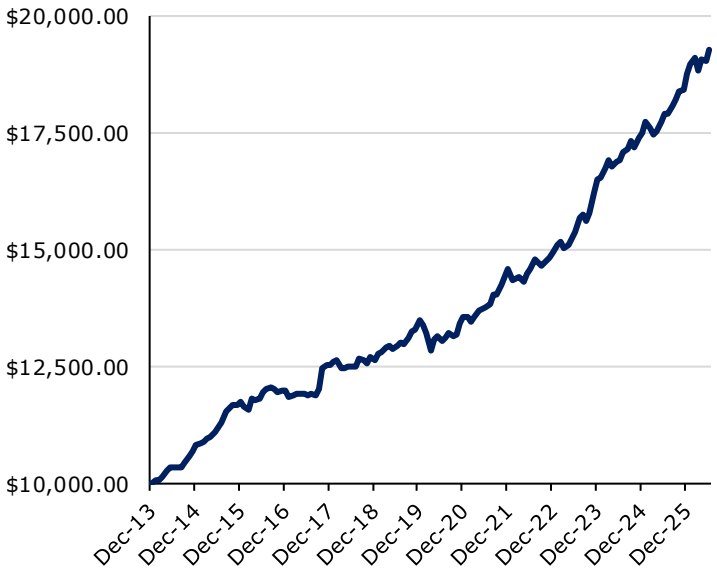

Fund Statistics (5-Year)

Highest 12-month return:	12.4%
Lowest 12-month return:	2.3%
Volatility (Standard Dev.):	3.0%

The Markets

The Bahamian stock market posted a modest gain in the third quarter of 2025, with the BISX All-Share Index rising by 83.58 points to close at 3,307.39, representing a 2.6% increase for the quarter and 6.4% year-to-date. The strongest performer was AML Foods Ltd. (AML), which surged 72.9% to end the quarter at $11.50 per share, followed by Family Guardian (FAM) and Bank of The Bahamas (BOB) with gains of 47.2% and 34.5%, respectively. On the downside, Fidelity Bank (FBB) and Consolidated Water Ltd. (CWCB) recorded the largest quarterly declines, falling 25.0% and 21.4%, respectively.

Prepared by Coralisle Pension Services (Bahamas) Ltd., which is licensed as a firm (i) dealing in securities as agent; (ii) arranging deals; (iii) managing securities; and (iv) advising on securities by the Securities Commission of the Bahamas. Please see our General Information and Disclosures page on www.cgcoralisle.com for more information. For further information contact: Coralisle Pension Services (Bahamas) Ltd., Atlantic House, Collins Avenue and Second Terrace, P.O. Box SS-6246, Nassau Bahamas. Telephone (242) 502-PLAN (7526) Fax (242) 502-7501 or pensions_members_bs@cgcoralisle.com
Please note that past performance and rates of return are for illustration purposes and are not indicative of future results. The value of this investment may fluctuate and is not guaranteed. Coralisle Pension Services Ltd. notes that accordingly reliance should not be placed on the information provided herein and recommends that every investor seek independent professional advice on the merits and risks associated with any investment before selecting such investment option.