



MODERATE INTERNATIONAL PORTFOLIO
Q1 2026 FACT SHEET & PERFORMANCE REVIEW
AS AT MARCH 31st, 2026

PORTFOLIO OBJECTIVE

The investment objective for the Colonial Bahamas Fund Class E Units (Moderate International Option) is to achieve moderate growth within a medium to long term time frame with moderate risk. Investors with long-term time horizons (greater than 10 years) and capital growth objectives may consider this portfolio for relatively higher potential long-term investment returns.

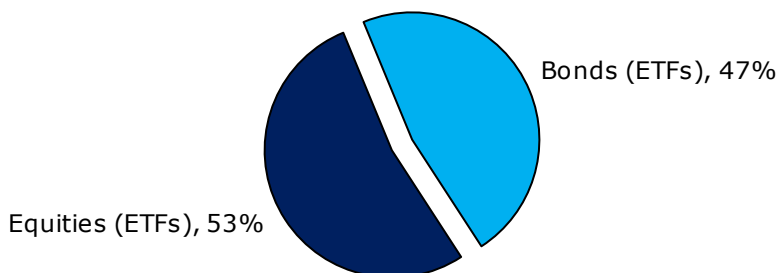
PORTFOLIO RISK and RETURN

This portfolio can be expected to have a moderate degree of volatility and the investor fully understands that he will likely be compensated for this volatility over a long-term holding period. This vehicle is not a suitable short-term investment option nor for investors seeking capital protection or fixed returns. While equities are riskier than cash or bonds, historical evidence from the world’s major capital markets shows that equities reward investors with higher rates of return over long periods. Our expected long-term rate of return for this portfolio is 5% to 8% per annum, over rolling five-year periods.

PORTFOLIO ASSET ALLOCATION

Subject as provided below, the portion of the Trust Fund attributable to Class E Units (the “Class E Participating Percentage”) will be primarily invested in eligible non-Bahamian dollar denominated: exchange traded funds (ETFs), bonds of investment grade or higher, ordinary or preference shares traded on a recognized stock exchange, private placements and other investment funds approved by the Investment Policy Committee of the investment manager. The long-term asset allocation of this portfolio will be up to 60% in equities or equity-based investment vehicles.

CURRENT ASSET ALLOCATION



TOP HOLDINGS

- iShares Core MSCI World UCITS ETF
- SPDR S&P 400 Mid Cap UCITS ETF
- iShares US Aggregate Bond ETF

KEY INFORMATION

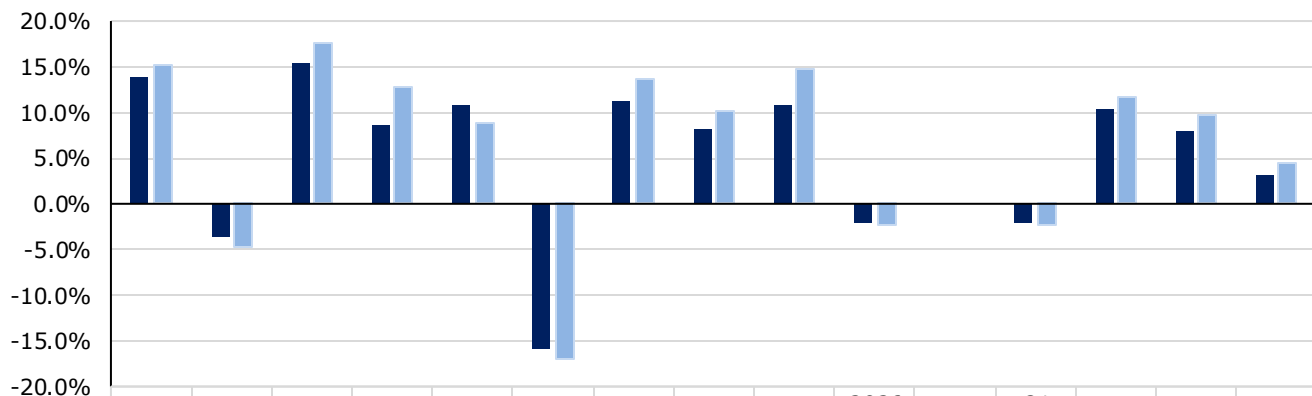
Fund Inception Date: June 2016
Net Assets: \$23.13 Million
Currency: USD
Management Fee: 1.00% p.a.
Expense Ratio (2024): 1.17%
Redemption Fee: None
Redemption Notice: 3rd of each month
Valuation Frequency: Monthly

FUND FEATURES

- Capital appreciation potential over the long term
- Diversified investments across asset classes and industries
- Exposure to international capital markets
- Types of securities held:
 - Equities (ETFs)
 - Bonds (ETFs)
 - Cash & money market instruments



FUND PERFORMANCE



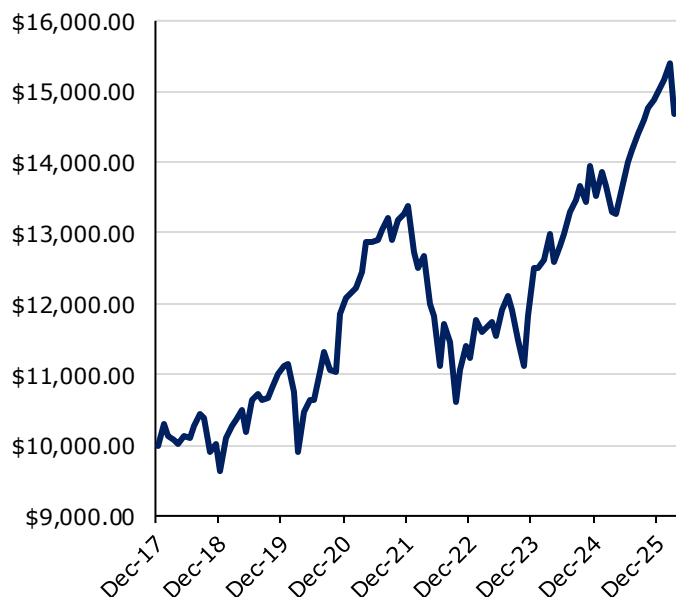
	2017*	2018	2019	2020	2021	2022	2023	2024	2025	2026 YTD	Q1 2026	1-Year	3-Year	5-Year
Fund	13.9%	-3.7%	15.4%	8.6%	10.8%	-15.9%	11.3%	8.1%	10.9%	-2.1%	-2.1%	10.5%	8.1%	3.3%
Benchmark	15.2%	-4.7%	17.6%	12.9%	8.8%	-17.0%	13.7%	10.2%	14.8%	-2.3%	-2.3%	11.6%	9.7%	4.4%

Benchmark: Blended (MSCI World Index / Bloomberg Global Aggregate Bond Index)

Note:

1. Years denoted by an asterisk are reported gross of fees. All others are reported as net.
2. Both 3-year & 5-year performance represent an annualized average over the period.

Growth of \$10,000



Fund Statistics (5-Year)

Highest 12-month return: 24.4%
 Lowest 12-month return: -16.7%
 Volatility (Standard Dev.): 10.3%

The Markets

The first quarter of 2026 was marked by increased volatility across global markets following a constructive start to the year, as geopolitical tensions and an energy-driven shock shifted investor sentiment. The escalation of conflict in the Middle East disrupted oil supply and drove a sharp rise in energy prices, elevating inflation concerns and tightening financial conditions. Global equities declined 3.6% during the quarter, with U.S. equities falling 4.3%, as risk appetite weakened and valuations adjusted. Bond markets were more resilient but still modestly negative, with global bonds down 0.2% and U.S. bonds declining 0.05%, reflecting rising inflation expectations and reduced expectations for near-term rate cuts.

Prepared by Coralisle Pension Services (Bahamas) Ltd., which is licensed as a firm (i) dealing in securities as agent; (ii) a arranging deals; (iii) managing securities; and (iv) advising on securities by the Securities Commission of the Bahamas. Please see our General Information and Disclosures page on www.cgcoralisle.com for more information. For further information contact: Coralisle Pension Services (Bahamas) Ltd., Atlantic House, Collins Avenue and Second Terrace, P.O. Box SS-6246, Nassau Bahamas. Telephone (242) 502-PLAN (7526) Fax (242) 502-7501 or pensions_members_bs@cgcoralisle.com

Please note that past performance and rates of return are for illustration purposes and are not indicative of future results. The value of this investment may fluctuate and is not guaranteed. Coralisle Pension Services Ltd. notes that accordingly reliance should not be placed on the information provided herein and recommends that every investor seek independent professional advice on the merits and risks associated with any investment before selecting such investment option.

Disclaimer: Please note that the Coralisle Bahamas Fund Class F units are facilitated through the Central Bank of The Bahamas' Exchange Control Liberalization Programme and are therefore only available for subscription on a quarterly basis. Further, due to the limited allotment of US dollars in this programme, subscriptions will be filled on a 'first come, first serve' basis, with a minimum investment of the equivalent of US\$50,000.00.