



---

**MODERATE INTERNATIONAL PORTFOLIO**  
**Q4 2024 FACT SHEET & PERFORMANCE REVIEW**  
*AS AT DECEMBER 31<sup>st</sup>, 2024*

**PORTFOLIO OBJECTIVE**

The investment objective for the Colonial Bahamas Fund Class E Units (Moderate International Option) is to achieve moderate growth within a medium to long term time frame with moderate risk. Investors with long-term time horizons (greater than 10 years) and capital growth objectives may consider this portfolio for relatively higher potential long-term investment returns.

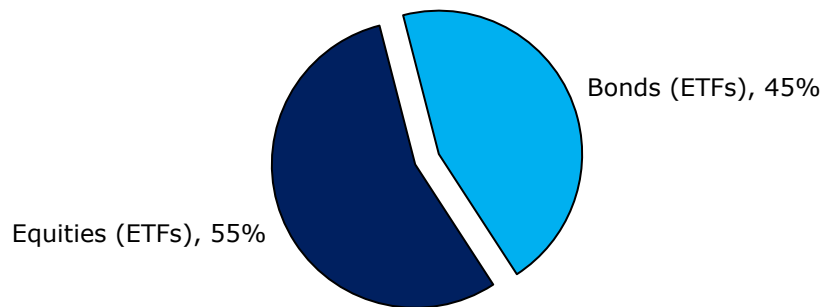
**PORTFOLIO RISK and RETURN**

This portfolio can be expected to have a moderate degree of volatility and the investor fully understands that he will likely be compensated for this volatility over a long-term holding period. This vehicle is not a suitable short-term investment option nor for investors seeking capital protection or fixed returns. While equities are riskier than cash or bonds, historical evidence from the world’s major capital markets shows that equities reward investors with higher rates of return over long periods. Our expected long-term rate of return for this portfolio is 5% to 8% per annum, over rolling five-year periods.

**PORTFOLIO ASSET ALLOCATION**

Subject as provided below, the portion of the Trust Fund attributable to Class E Units (the “Class E Participating Percentage”) will be primarily invested in eligible non-Bahamian dollar denominated: exchange traded funds (ETFs), bonds of investment grade or higher, ordinary or preference shares traded on a recognized stock exchange, private placements and other investment funds approved by the Investment Policy Committee of the investment manager. The long-term asset allocation of this portfolio will be up to 60% in equities or equity-based investment vehicles.

**CURRENT ASSET ALLOCATION**



**TOP HOLDINGS**

- iShares Core MSCI World UCITS ETF
- SPDR S&P 400 Mid Cap UCITS ETF
- iShares US Aggregate Bond ETF

**KEY INFORMATION**

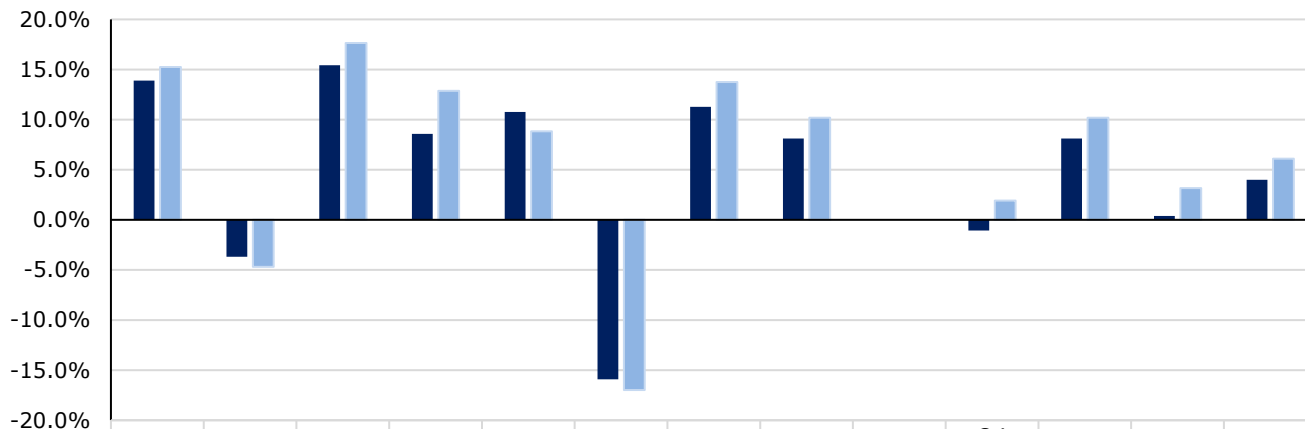
Fund Inception Date: June 2016  
Net Assets: \$21.31 Million  
Currency: USD  
Management Fee: 1.00% p.a.  
Expense Ratio (2023): 1.35%  
Redemption Fee: None  
Redemption Notice: 3<sup>rd</sup> of each month  
Valuation Frequency: Monthly

**FUND FEATURES**

- Capital appreciation potential over the long term
- Diversified investments across asset classes and industries
- Exposure to international capital markets
- Types of securities held:
  - Equities (ETFs)
  - Bonds (ETFs)
  - Cash & money market instruments



## FUND PERFORMANCE



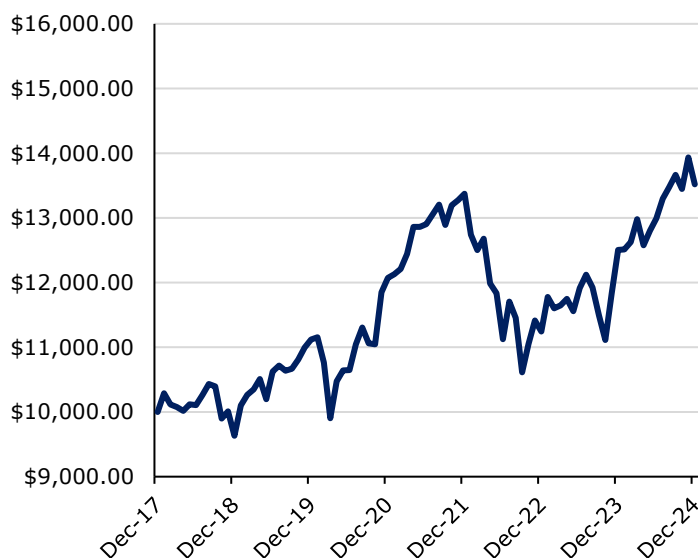
	2017*	2018	2019	2020	2021	2022	2023	2024		Q4 2024	1-Year	3-Year	5-Year
■ Fund	13.9%	-3.7%	15.4%	8.6%	10.8%	-15.9%	11.3%	8.1%		-1.1%	8.1%	0.4%	4.0%
■ Benchmark	15.2%	-4.7%	17.6%	12.9%	8.8%	-17.0%	13.7%	10.2%		1.9%	10.2%	3.2%	6.1%

Benchmark: Blended (MSCI World Index / Bloomberg Global Aggregate Bond Index)

**Note:**

1. Years denoted by an asterisk are reported gross of fees. All others are reported as net.
2. Both 3-year & 5-year performance represent an annualized average over the period.

### Growth of \$10,000



### Fund Statistics (5-Year)

Highest 12-month return: 25.6%  
 Lowest 12-month return: -16.7%  
 Volatility (Standard Dev.): 11.3%

### The Markets

US equity markets reached all-time highs in Q4, supported by economic resilience and the results of the presidential election. US equities returned 23.3 percent in 2024, led by exceptional returns across the 'Magnificent 7' which accounted for most of the market's gains for a second consecutive year. Global equities were subdued during Q4 but ended the year with a 17.0 percent return. Despite the US Federal Reserve cutting interest rates in both November and December, bonds recorded losses for the quarter as future rate cut expectations softened. US bonds ended 2024 with a return of 1.3 percent, while global bonds returned 3.4 percent.

Prepared by Coralisle Pension Services (Bahamas) Ltd., which is licensed as a firm (i) dealing in securities as agent; (ii) arranging deals; (iii) managing securities; and (iv) advising on securities by the Securities Commission of the Bahamas. Please see our General Information and Disclosures page on [www.cgcoralisle.com](http://www.cgcoralisle.com) for more information. For further information contact: Coralisle Pension Services (Bahamas) Ltd., Atlantic House, Collins Avenue and Second Terrace, P.O. Box SS-6246, Nassau Bahamas. Telephone (242) 502-PLAN (7526) Fax (242) 502-7501 or [pensions\\_members\\_bs@cgcoralisle.com](mailto:pensions_members_bs@cgcoralisle.com)

Please note that past performance and rates of return are for illustration purposes and are not indicative of future results. The value of this investment may fluctuate and is not guaranteed. Coralisle Pension Services Ltd. notes that accordingly reliance should not be placed on the information provided herein and recommends that every investor seek independent professional advice on the merits and risks associated with any investment before selecting such investment option.

**Disclaimer:** Please note that the Coralisle Bahamas Fund Class F units are facilitated through the Central Bank of The Bahamas' Exchange Control Liberalization Programme and are therefore only available for subscription on a quarterly basis. Further, due to the limited allotment of US dollars in this programme, subscriptions will be filled on a 'first come, first serve' basis, with a minimum investment of the equivalent of US\$50,000.00.



INSURANCE | HEALTH | PENSIONS | LIFE  
 A member of Coralisle Group Ltd.