



CONSERVATIVE PORTFOLIO
Q4 2024 FACT SHEET & PERFORMANCE REVIEW
AS AT DECEMBER 31st, 2024

PORTFOLIO OBJECTIVE

This portfolio's objective is to provide investors with a steady and consistent stream of income, while limiting the potential volatility of the portfolio. Capital preservation is paramount.

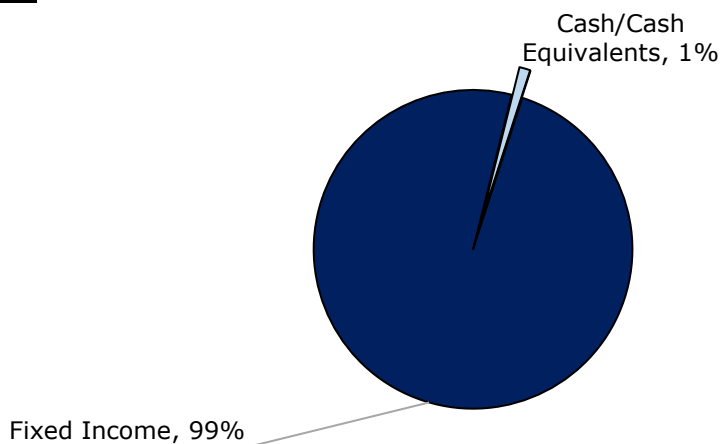
PORTFOLIO ASSET ALLOCATION

The asset allocation of this portfolio will consist primarily of Bahamas Government Registered Stock, Bahamas Government Treasury Notes, corporate bonds and preference shares issued by Bahamian operating companies, as well as bank deposits, term deposits and other money market instruments. The weighted average duration of the portfolio will generally be 5 – 10 years.

PORTFOLIO RISK and RETURN

Due to the portfolio's asset allocation, this fund carries a low level of risk. The expected return of this portfolio will generally reflect current market conditions, i.e. a medium-term bond fund. As this portfolio is heavily linked to the prime rate, its yield will be partially dependent on the rate's current level. Long term, we believe this option will provide a total annual return between 3.00% - 5.00% on average.

ASSET ALLOCATION



*Note that a small portion of the portfolio is comprised of US Dollar denominated bonds.

TOP FIVE HOLDINGS

Cable Bahamas Preference 15 5.5%
BGRS 0.07815%APR 15/08/2026
BGRS 5.60% 15/07/2049
BGRS 5.24% 28/02/2038
FOCOL Preference F 6.25% 30/04/2039

KEY INFORMATION

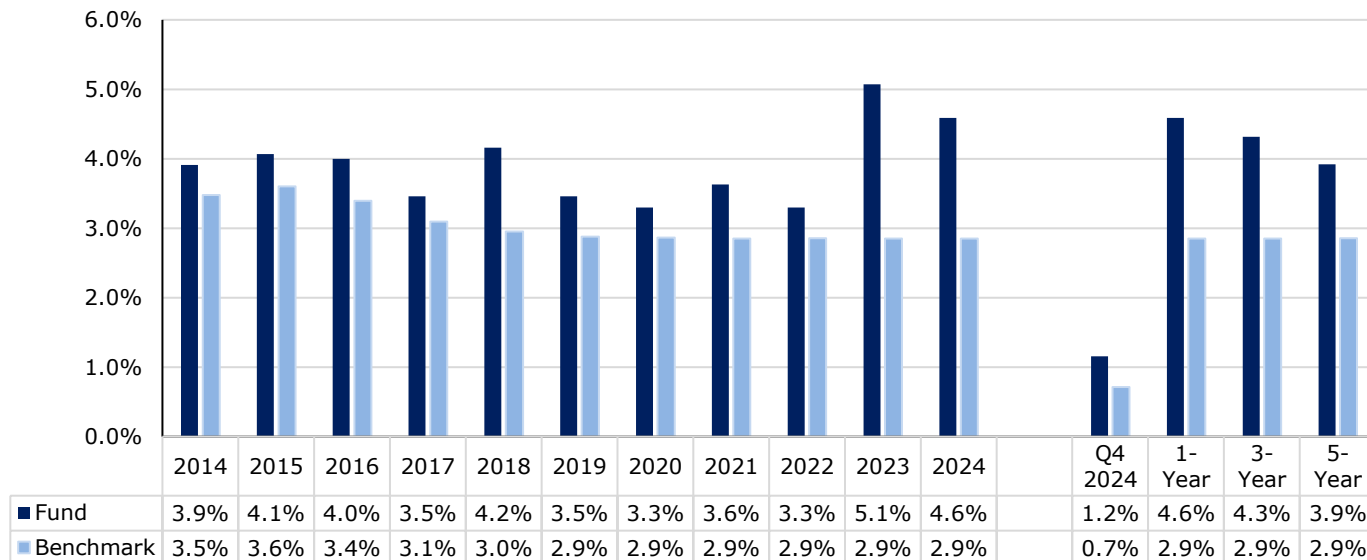
Fund Inception Date: April 2006
Net Assets: \$82.66 Million
Currency: BSD & USD
Management Fee: 0.75% p.a.
Expense Ratio (2023): 1.04%
Redemption Fee: None
Redemption Notice: 3rd of each month
Valuation Frequency: Monthly

FUND FEATURES

- Capital preservation and income
- Diversified, low risk fixed income instruments
- Types of securities held:
 - Government bonds
 - Corporate bonds
 - Preference shares
 - Cash & money market instruments



FUND PERFORMANCE

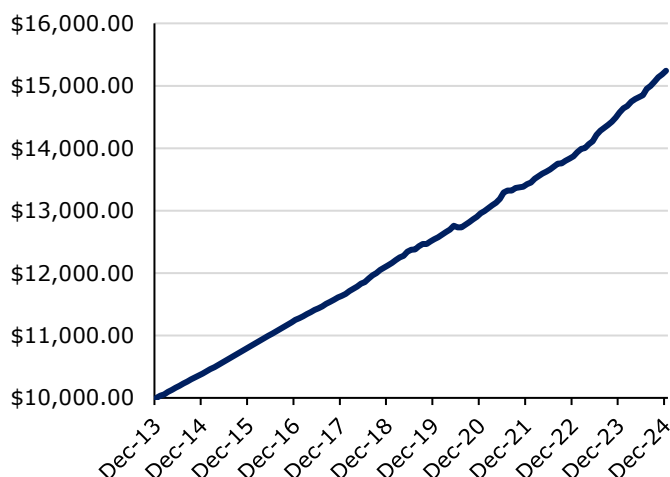


Benchmark: Blended (Prime Rate / Weighted Avg. Deposits)

Note:

1. All fund returns are reported net of fees.
2. Both 3-year & 5-year performance represent an annualized average over the period.

Growth of \$10,000



Fund Statistics (5-Year)

Highest 12-month return: 5.3%
 Lowest 12-month return: 2.8%
 Volatility (Standard Dev.): 0.6%

The Markets

During the fourth quarter, the Bahamas All Share Index rose 0.74 percent over the previous quarter. The Index closed the year at 3,008.22 at year-end, representing a change of 156.58 points over 2023 or 5.49 percent. During the period, gains of 11.7 percent, 9.4 percent, 6.7 percent, and 6.4 percent were recorded for FamGuard (FAM), Bahamas Property Fund (BPF), FOCOL Holdings (FCL) and Abaco Markets (AML), respectively.

Prepared by Coralisle Pension Services (Bahamas) Ltd., which is licensed as a firm (i) dealing in securities as agent; (ii) arranging deals; (iii) managing securities; and (iv) advising on securities by the Securities Commission of the Bahamas. Please see our General Information and Disclosures page on www.cgcoralisle.com for more information. For further information contact: Coralisle Pension Services (Bahamas) Ltd., Atlantic House, Collins Avenue and Second Terrace, P.O. Box SS-6246, Nassau Bahamas. Telephone (242) 502-PLAN (7526) Fax (242) 502-7501 or pensions_members_bs@cgcoralisle.com
 Please note that past performance and rates of return are for illustration purposes and are not indicative of future results. The value of this investment may fluctuate and is not guaranteed. Coralisle Pension Services Ltd. notes that accordingly reliance should not be placed on the information provided herein and recommends that every investor seek independent professional advice on the merits and risks associated with any investment before selecting such investment option.