



---

**AGGRESSIVE PORTFOLIO**  
**Q4 2024 FACT SHEET & PERFORMANCE REVIEW**  
*AS AT DECEMBER 31<sup>st</sup>, 2024*

**PORTFOLIO OBJECTIVE**

This is, by nature of its title, an aggressive portfolio, pursuing long-term capital growth. Members with long-term time horizons (greater than 10 years) and capital growth objectives should consider this portfolio for relatively higher potential long-term investment returns. This vehicle is not a suitable short-term investment option nor for investors seeking capital protection or fixed returns.

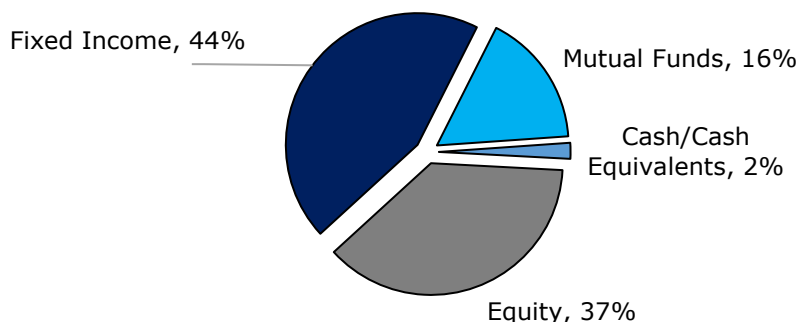
**PORTFOLIO ASSET ALLOCATION**

The long-term asset allocation of this portfolio will be up to 70% in publicly traded Bahamian companies and the remainder invested in international mutual funds, fixed income instruments such as Bahamas Government Registered Stock, corporate and preference shares of Bahamian companies, along with money market instruments such as bank deposits and term deposits.

**PORTFOLIO RISK and RETURN**

While equities are riskier than cash or bonds, historical evidence from the world’s major capital markets shows that equities reward investors with higher rates of return over long periods. We believe that this too will be the experience of the Bahamian equities market. Our expected long-term rate of return for this portfolio is 7% to 10% per annum, over rolling five-year periods.

**ASSET ALLOCATION**



\*Note that 16.0 percent of the portfolio is comprised of international investments.

**TOP FIVE EQUITY HOLDINGS**

- Commonwealth Bank (CBL)
- Commonwealth Brewery (CBB)
- Bahamas Waste (BWL)
- Bahamas First Holdings (BFH)
- FOCOL Holdings (FCL)

**KEY INFORMATION**

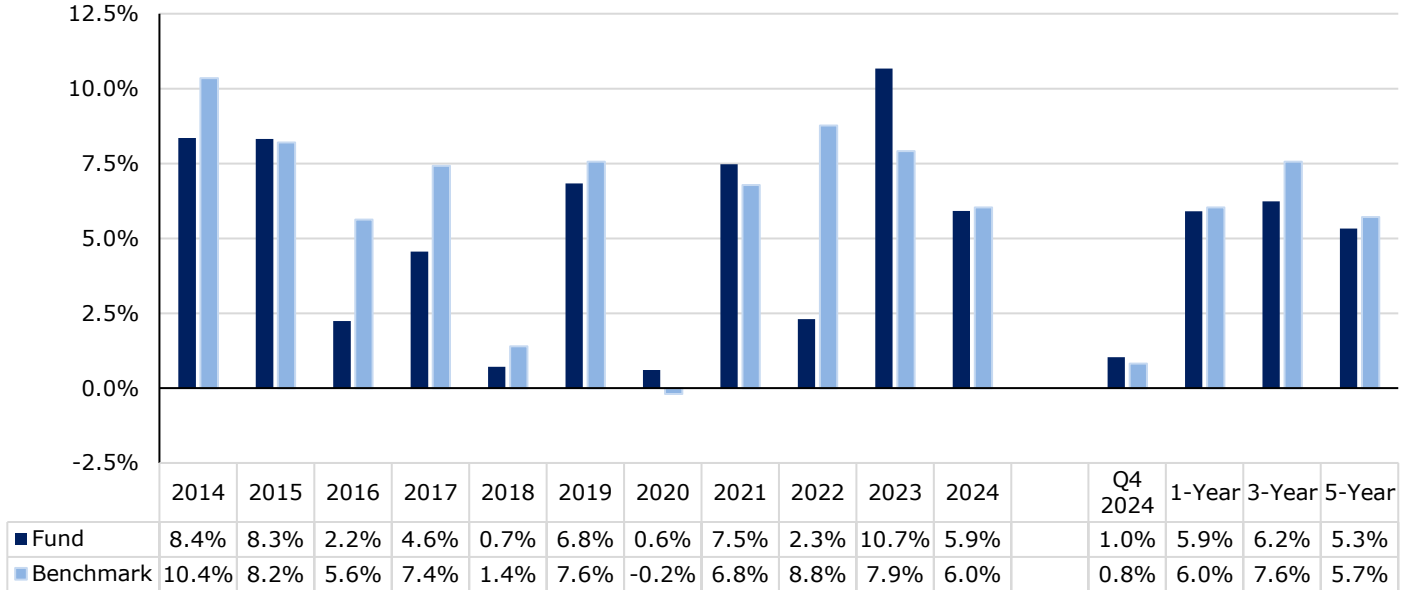
Fund Inception Date: January 2002  
Net Assets: \$19.82 Million  
Currency: BSD & USD  
Management Fee: 1.00% p.a.  
Expense Ratio (2023): 1.27%  
Redemption Fee: None  
Redemption Notice: 3<sup>rd</sup> of each month  
Valuation Frequency: Monthly

**FUND FEATURES**

- Capital appreciation potential over the long term
- Diversified investments across asset classes and industries
- Exposure to international equity & fixed income markets
- Types of securities held:
  - Equities
  - Government bonds
  - Corporate bonds
  - Preference shares
  - International funds
  - Cash & money market instruments



## FUND PERFORMANCE

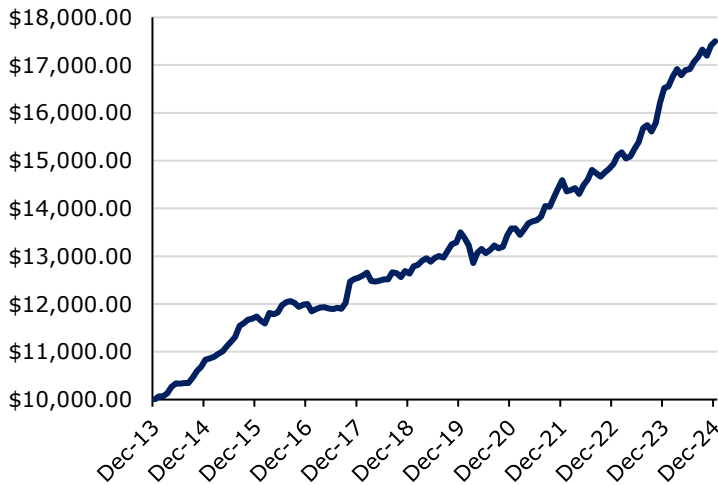


Benchmark: Blended (BISX / Prime Rate / Int'l Index / Weighted Avg. Deposits)

Note:

1. All fund returns are reported net of fees.
2. Both 3-year & 5-year performance represent an annualized average over the period.

### Growth of \$10,000



### Fund Statistics (5-Year)

Highest 12-month return: 12.4%  
 Lowest 12-month return: -0.4%  
 Volatility (Standard Dev.): 3.4%

### The Markets

During the fourth quarter, the Bahamas All Share Index rose 0.74 percent over the previous quarter. The Index closed the year at 3,008.22 at year-end, representing a change of 156.58 points over 2023 or 5.49 percent. During the period, gains of 11.7 percent, 9.4 percent, 6.7 percent, and 6.4 percent were recorded for FamGuard (FAM), Bahamas Property Fund (BPF), FOCOL Holdings (FCL) and Abaco Markets (AML), respectively.

Prepared by Coralisle Pension Services (Bahamas) Ltd., which is licensed as a firm (i) dealing in securities as agent; (ii) arranging deals; (iii) managing securities; and (iv) advising on securities by the Securities Commission of the Bahamas. Please see our General Information and Disclosures page on [www.cgcoralisle.com](http://www.cgcoralisle.com) for more information. For further information contact: Coralisle Pension Services (Bahamas) Ltd., Atlantic House, Collins Avenue and Second Terrace, P.O. Box 55-6246, Nassau Bahamas. Telephone (242) 502-PLAN (7526) Fax (242) 502-7501 or [pensions\\_members\\_bs@cgcoralisle.com](mailto:pensions_members_bs@cgcoralisle.com)

Please note that past performance and rates of return are for illustration purposes and are not indicative of future results. The value of this investment may fluctuate and is not guaranteed. Coralisle Pension Services Ltd. notes that accordingly reliance should not be placed on the information provided herein and recommends that every investor seek independent professional advice on the merits and risks associated with any investment before selecting such investment option.